



SERIES 10 & 20

MADE IN MARS

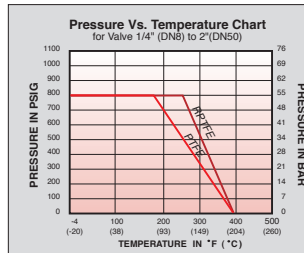
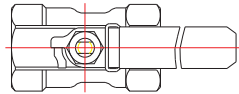
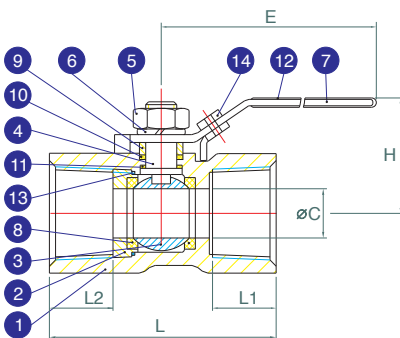
**Economical
One-Piece / Two-Piece Ball Valves
Stainless Steel And Carbon Steel
Threaded Ends
1000 / 1500 / 2000 PSI**

Take a good look, it may be your future

DESIGN FEATURES

- For General Industrial and Chemical Applications, provides Safe, Economical Performance
- Economical Compact Design
- Blow-Out Proof Stem
- Low Operation Torque
- Investment Cast Body Construction

SERIES 10-10



DIMENSIONS (mm)

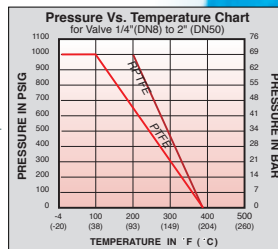
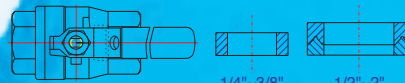
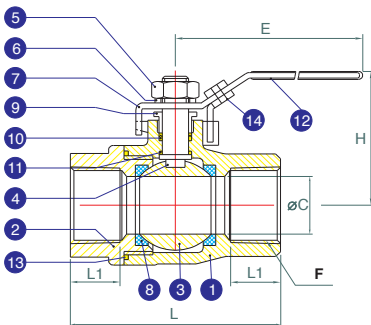
SIZE	ØC	E	H	L	L1	L2	W (Kg)
1/4"	5.0	64	35	39	11.0	7.0	0.07
3/8"	7.0	70	37	44	11.0	8.0	0.10
1/2"	9.2	90	43.5	56.5	16.0	14.0	0.16
3/4"	12.5	90	47	58	15.0	10.7	0.25
1"	15.0	103	50	71	17.4	17.0	0.43
1 1/4"	20.0	103	57	78	19.0	16.7	0.70
1 1/2"	25.0	127	69	83	19.1	16.6	0.83
2"	32.0	127	74.5	100	22.5	19.7	1.50

MATERIALS LIST

NO.	PART NAME	MATERIAL	QTY
1	Body	CF8M WCB	1
2	Cap	CF8M WCB	1
3	Ball	SUS316	1
4	Stem	SUS316	1
5	Stem Nut	SUS 304	1
6	Stem Washer	SUS 304	1
7	Handle	SUS 304	1
8	Seat	PTFE	2
9	Gland	SUS 304	1
10	Stem Packing	PTFE	1
11	Thrust Washer	PTFE	1
12	Handle Sleeve	Vinyl	1
13	Joint Gasket	PTFE	1
14	#Locking Device	SUS 304	1

‡ Available as an option

SERIES 20-10



DIMENSIONS (mm)

SIZE	ØC	E	H	L1	L	F	W (Kg)
1/4"	11.5	100	50	13	55	1/4" NPT or BSP	0.23
3/8"	12.5	100	50	13	55	3/8" NPT or BSP	0.23
1/2"	15.0	130	60	15	65	1/2" NPT or BSP	0.36
3/4"	20.0	130	64	17	72	3/4" NPT or BSP	0.47
1"	25.0	165	71	19	84	1" NPT or BSP	0.82
1 1/4"	32.0	165	78	22	94	1 1/4" NPT or BSP	1.17
1 1/2"	38.0	190	86	22	110	1 1/2" NPT or BSP	1.82
2"	50.0	190	95	26	126	2" NPT or BSP	2.83

MATERIALS LIST

NO.	PART NAME	MATERIAL	QTY
1	Body	ASTM A351 Gr. CF8M	1
2	End Cap	ASTM A351 Gr. CF8M	1
3	Ball	SUS316	1
4	Stem	SUS316	1
5	Stem Nut	SUS 304	1
6	Stem Washer	SUS 304	1
7	Handle	SUS 304	1
8	Seat	PTFE	2
9	Gland Nut	SUS 304	1
10	V-Ring Packing	PTFE	§
11	Thrust Washer	PTFE	1
12	Handle Sleeve	Vinyl	1
13	Joint Gasket	PTFE	1
14	#Locking Device	SUS 304	1

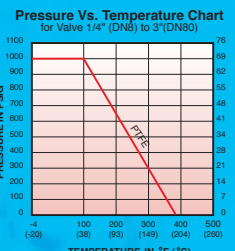
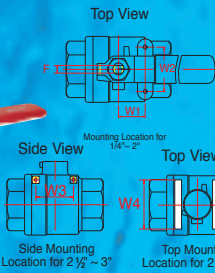
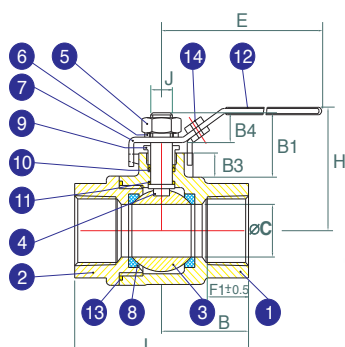
§ 1/4" - 1/2" regular 1pc stem packing is used instead

1/2" - 2" 1 set of v-ring packing consists of 2pcs of v-ring

‡ Available as an option

Note: For carbon steel version replace item No. 1 & No. 2 with ASTM A216 Gr. WCB

SERIES 20-20



SIZE	B	B1	B3	B4	ØC	J	E	F	F1	H	L	W1	W2	W3	W4	W (kg)
1/4"	27.5	22.3	8	9.8	11.5	8	100	5.0	15	50	55	12.7	28.5			0.23
3/8"	27.5	22.3	8	9.8	12.5	8	100	5.0	15	50	55	12.7	28.5			0.23
1/2"	32.5	25.6	10.5	11	15.0	9.5	130	6.5	16	60	65	12.7	28.5			0.36
3/4"	37.3	25.6	10.5	11	20.0	9.5	130	6.5	17	64	74.6	22.4	35.0			0.52
1"	44.0	31.5	11.5	13.5	25.0	11	165	8.0	20.4	71	88	22.4	35.0			0.92
1 1/4"	51.0	31.5	11.5	13.5	32.0	11	165	8.0	22	78	102	25.4	38.1			1.32
1 1/2"	55.0	35.1	12	15.6	38.0	14	190	9.7	22.5	86	110	25.4	38.1			1.90
2"	62.5	30.6	9.5	15.6	50.0	14	190	9.7	26	95	125	25.4	38.1			3.12
2 1/2"	81.3	54.2	17	24.5	65.0	19	250	12.0	31	130	160.6			59	61	6.50
3"	89.0	55.2	18	24.5	80.0	19	250	12.0	34	148	178			70	71	9.30

MATERIALS LIST

NO.	PART NAME	MATERIAL	QTY
1	Body	CF8M WCB	1
2	End Cap	CF8M WCB	1
3	Ball	SUS316	1
4	Stem	SUS316	1
5	Stem Nut	SUS 304	1
6	Stem Washer	SUS 304	1
7	Handle	SUS 304	1
8	Seat	PTFE	2
9	Gland Nut	SUS 304	1
10	V-Ring Packing	PTFE	§
11	Thrust Washer	PTFE	1
12	Handle Sleeve	Vinyl	1
13	Joint Gasket	PTFE	1
14	#Locking Device	SUS 304	1

§ 1/4" - 3/8" regular 1pc stem packing is used instead

1 1/2" - 3" 1 set of v-ring packing consists of 2pcs of v-ring

‡ Available as an option